












Cigarette, shisha, and electronic smoking and respiratory symptoms in Swiss children: The LUIS study

Rebeca Mozun MD¹  | Cristina Ardura-Garcia MD, PhD¹  |
 Carmen C. M. de Jong MD, PhD¹  | Myrofora Goutaki MD, PhD^{1,2}  |
 Jakob Usemann MD, PhD^{3,4}  | Florian Singer MD, PhD^{2,5}  |
 Philipp Latzin MD, PhD²  | Claudia E. Kuehni MD, MSc^{1,2}  | Alexander Moeller MD³ 

¹Institute of Social and Preventive Medicine, University of Bern, Bern, Switzerland

²Paediatric Respiratory Medicine, Children's University Hospital of Bern, University of Bern, Bern, Switzerland

³Division of Respiratory Medicine, University Children's Hospital Zurich and Childhood Research Center, University of Zurich, Zurich, Switzerland

⁴University Children's Hospital Basel (UKBB), Basel, Switzerland

⁵PEDNET, Paediatric Clinical Trial Unit, Children's University Hospital of Bern, University of Bern, Bern, Switzerland

Correspondence

Alexander Moeller, MD, Universitäts-Kinderspital Zürich-Eleonorenstiftung, Steinwiesstrasse 75, CH-8032 Zurich, Switzerland.

Email: alexander.moeller@kispi.uzh.ch

Funding information

Lunge Zürich, Switzerland; Schweizerischer Nationalfonds zur Förderung der Wissenschaftlichen Forschung, Grant/Award Numbers: 320030_173044, P200P3_185923

Abstract

Background: Smoking habits in adolescents are changing. We assessed active smoking of conventional cigarettes, e-cigarettes and shishas in Swiss schoolchildren, studied risk factors and compared respiratory problems between smokers and non-smokers.

Methods: We used data from *LuftiBus in the school* (LUIS), a school-based survey of respiratory health of children carried out 2013 to 2016 in the canton of Zurich, Switzerland. Participants were asked about use of cigarettes, shishas, and electronic smoking devices (ESD), and current respiratory symptoms. We studied associations between smoking and risk factors using logistic regression.

Results: We included 3488 schoolchildren. Among 6 to 12-year-olds, 90/1905 (5%) had smoked occasionally (<once/week). Among 13 to 17-year-olds, 563/1583 (36%) had smoked occasionally of whom 414 smoked ESDs, 409 shishas, and 276 cigarettes. Among 13 to 17-year-olds who smoked frequently (\geq once/week), 41/54 (76%) smoked cigarettes. A 22% of 15 to 17-year-olds (104/477) had used all three products. Smoking was more common in adolescents who were male (adjusted OR, 2.1; 95% CI, 1.7-2.6), lived in rural areas (1.8, 95% CI, 1.2-2.9 vs small urban), and whose mother (1.7, 95% CI, 1.3-2.3) or father (1.5, 95% CI, 1.2-1.9) smoked. Current respiratory symptoms like rhinitis, dyspnea, and wheeze were more common among frequent smokers (44%, 30%, 12%, respectively) and occasional smokers (32%, 22%, 13%) than in never smokers (29%, 19%, 8%, P for trend <.05).

Conclusion: Smoking of shishas and ESDs is common among Swiss adolescents and often combined with smoking cigarettes. Adolescent smokers reported more respiratory symptoms than never smokers. We recommend smoking preventive strategies that include all forms of smoking.

KEYWORDS

adolescents, e-cigarettes, respiratory symptoms, shisha, smoking

1 | INTRODUCTION

Smoking and nicotine consumption are major preventable causes of morbidity and mortality worldwide.¹ In Switzerland, 9500 people die directly or indirectly due to smoking each year.^{2,3} According to surveillance reports from the Swiss Federal Office of Health, over one-quarter of the Swiss population aged 15 years and older smoke regularly.^{3,4} Prevalence of tobacco smoking has declined among Swiss adolescents in the last years.⁵ Among 15-year-olds in Switzerland, cigarette smoking at least once a week decreased from 24% among boys and 23% among girls in 1998, to 10% among boys and 8% among girls in 2018.⁵ However, smoking behaviors are evolving. Shishas, also known as water pipes, and especially electronic smoking devices (ESDs) such as e-cigarettes, have become increasingly popular among adolescents. ESDs are currently the most common form of smoking in US adolescents.⁶ ESD smoking anytime within the last 30-days increased from 12% in 2017 to 21% in 2018 among high school students in the US.⁶⁻⁸ These new types of smoking are not harmless.^{9,10} Adolescents who smoke cigarettes more often report wheeze, cough and asthma exacerbations than never smokers.¹¹ These respiratory symptoms have also been associated with ESD use in adolescents,^{12,13} and animal studies show damage to bronchial epithelia.¹⁰ Longitudinal studies suggest as well that adolescents who begin smoking ESDs are likely to switch to smoking cigarettes in the future, the so-called gateway effect.¹⁴ It is thus important to prevent children and adolescents from starting to smoke any type of product.^{15,16}

Data on smoking behavior of Swiss adolescents are scarce. Factors that influence smoking in adolescents are age, sex and their relations with family and friends.¹⁷ Studies from the US show that smoking policies like increasing taxes or increasing the minimum age of legal access to tobacco products are effective in limiting smoking among adolescents.^{18,19} Some countries including Switzerland do not yet regulate the advertising, sale, and flavoring of ESDs, which is likely to encourage children and adolescents to start smoking.¹⁶ Better understanding the characteristics of adolescents who smoke and the type of products they prefer could help the design of better, more effective preventive strategies. We assessed active smoking of cigarettes, shishas, and ESDs in school-aged children from the canton of Zurich in Switzerland and, among adolescents, we identified risk factors for smoking and compared the frequency of respiratory symptoms and diseases between those who had and had not smoked.

2 | METHODS

2.1 | Study design and setting

LuftiBus in the school is a cross-sectional school-based study conducted between 2013 and 2016 in the canton of Zurich, Switzerland. All schools in the canton were invited to participate (N = 490). The school directors decided whether to take part in the study, and with which classes. All children from each selected class were invited to participate. A bus visited 37 schools that took part in the study.

The ethics committee of the canton of Zurich approved the study (KEK-ZH-Nr: 2014-0491). The study was funded by *Lunge Zürich*, Switzerland.

2.2 | Study procedures (recruitment and selection)

Before the school visit, the children's parents were asked to complete a questionnaire and gave informed consent. During the visit of the bus to the school, the children were interviewed using a short questionnaire. The fieldworkers interviewing the children were unaware of the answers on the parental questionnaire, and parents remained unaware of children's answers. Parental and children's questionnaires contained validated questions about respiratory symptoms and diseases from the International Study of Asthma and Allergies in Childhood and the Leicester Respiratory Cohorts.^{20,21} The fieldworkers measured children's standing height and body weight without shoes in the bus.

2.3 | Study population and inclusion criteria

We analyzed data about active smoking of cigarettes, shishas, or ESDs from participating children aged 6 to 17 years. We assessed frequency of active smoking in the whole sample of 6 to 17-year-olds. We studied factors associated with active smoking among those aged 13 to 17 years, whom we refer to as adolescents, among whom occasional or frequent smoking was more common.

2.4 | Frequency of smoking cigarettes, shishas, and ESDs

Participants were asked questions about active smoking of three different products: Have you ever smoked cigarettes (commercial or self-rolled), Have you ever smoked shisha, and Have you ever smoked e-cigarettes or e-shisha (with or without nicotine)? For simplicity we refer to e-cigarettes or e-shishas as ESDs. We categorized answers relating to the smoking frequency of cigarettes, shishas, and ESDs into three ordered groups: never smoked, smoked occasionally ("once or twice" or "less than once per week"), and smoked frequently ("at least once per week" or "everyday"). We defined "any smoking" as smoking any of the three products occasionally or frequently. The original formulation of the questions can be found in the Supplementary material (Tables S1 and S2).

2.5 | Sociodemographic exposures

We collected information about sex, country of birth of the participant, sports, physical activity, maternal smoking during pregnancy, and parental country of origin, history of asthma, and education from the parental questionnaire (Tables S1 and S2). Information on current

parental smoking was obtained from the children's questionnaire because it had fewer missing values and correlated well with parental smoking as reported in the parental questionnaire. BMI z-scores were calculated using reference tables for the Swiss population.²² We defined obesity as a BMI z-score ≥ 2 . We used the Swiss socioeconomic position index (Swiss-SEP) from the Swiss national cohort as an area-based measure of socioeconomic status.^{23,24} This measure is based on data about rent per square meter, education and occupation of households' heads, and household crowding, and ranges from 0 (lowest) to 100 (highest).²⁴ We matched the geocodes of the addresses of our participants to the closest geocode of the Swiss socioeconomic position index dataset for the canton of Zurich. If the address or address geocode of a participant was missing, we assigned the mean socioeconomic position index of the participant's school. The degree of urbanization of the municipality of the schools was categorized as large urban, small urban, or rural area according to the Swiss federal office of statistics classification.²⁵ A municipality was categorized as large urban area if at least half of the population lived in high-density clusters, as rural area if more than half of the population lived in rural grid cells, and as small urban area if less than half of the population lived in rural grid cells and less than half lived in a high-density cluster.

2.6 | Respiratory symptoms and diseases

Information on respiratory symptoms in the past 12 months and respiratory diseases was taken from the children's questionnaire. We assessed respiratory symptoms in the past 12 months that included cough apart from colds, coughing more than peers, rhinitis apart from colds, a dry mouth when waking-up in the morning as a proxy for nocturnal mouth breathing, dyspnea, wheeze, and exercise induced wheeze. We also assessed two respiratory diseases, hay fever and having received a diagnosis of asthma from a doctor ever in their life (Tables S1 and S2).

2.7 | Statistical analysis

We described smoking frequency in the whole study sample of 6 to 17-year-olds. Frequent smoking started at age 13 or older, so we analyzed risk factors and respiratory problems in those aged 13 to 17 years. We compared proportions of risk factors between categories of frequency of smoking using *P* values for a trend for binary and categorical variables and ANOVA for continuous variables. To assess independent effects of risk factors for smoking, we used logistic regression. We selected age, sex, socioeconomic position index, urbanization, and paternal and maternal smoking a priori as explanatory variables based on the literature.^{4,26,27} In a sensitivity analysis, we also included paternal and maternal education in the model. We tested for effect modification between age and sex by including an interaction term in the logistic regression model. We assessed statistical significance of the interaction using a likelihood

ratio test to compare models with and without the interaction term. We report stratum specific odds ratios if the likelihood ratio test produced a *P* value $< .05$. We studied crude proportions of respiratory symptoms and diseases as reported by the adolescents. In sensitivity analysis, we also studied the association between respiratory symptoms and frequency of active smoking of any product using logistic regression and adjusting for potential confounders: age, sex, and hay fever or asthma diagnosis, and, in additional models, also parental smoking. We assumed that reporting of respiratory problems by adolescents is less prone to information bias than reporting by parents since adolescents are probably more aware of their own symptoms, especially during exercise or night time, than their parents. We tested for effect modification between smoking and age and between smoking and sex and compared models with and without the interaction term using a likelihood ratio test. The fit of all logistic regression models was tested using the Hosmer-Lemeshow test. Goodness of fit test *P* values were $> .1$ in all logistic regression models, suggesting appropriate fit. We excluded observations with missing data. Information on missing values can be found in the Supplementary material (Table S7). We used the software STATA (Version 14, StataCorp., College Station, TX) for statistical analysis.

We used the Strengthening the Reporting of Observational Studies in Epidemiology (STROBE) guidelines for reporting in cross-sectional studies.²⁸

3 | RESULTS

A total of 3488 participants had consent and information on active smoking of cigarettes, shishas, or ESD. We focused our attention mainly in the subsample of 1583 adolescents (13-17 years), of whom 100 (6%) were obese (Table 1). Most, 912 (58%), lived in small urban areas of the canton of Zurich, and 1140 (87%) were born in Switzerland, although half of their parents originally came from countries other than Switzerland. Mean socioeconomic position index was 64.7 (SD = 10.0). The fathers of 467 adolescents (30%) and the mothers of 313 (20%) were current smokers. Maternal smoking during pregnancy was reported by 117 (9%).

3.1 | Use of cigarettes, shishas, and ESDs in the whole study sample

Smoking of each product increased with age (Figure 1, Table S3). In the younger subsample of 6 to 12-year-olds (N = 1905), 90 (5%) had smoked any product occasionally. Among adolescents aged 13 to 17 years, 966 (61%) had not smoked, 563 (36%) had smoked any product occasionally, and 54 (3%) any product frequently. Out of the 563 adolescents who smoked occasionally, 414 adolescents (74%) smoked ESDs, 409 (73%) shishas, and 276 (49%) cigarettes. Among the 54 adolescents who smoked frequently, 41 (76%) smoked cigarettes, 11 (20%) ESDs, and 10 (19%) shishas. Adolescents often combined smoking cigarettes, shishas, and ESDs (Figure 2).

TABLE 1 Characteristics of participants aged 13 to 17 y by smoking status (N = 1583)

	Total		Frequency of smoking for any product						P trend
			Never		Occasional		Frequent		
	n	(%)	n	(%)	n	(%)	n	(%)	
Sex, male	793	(50)	426	(44)	331	(59)	36	(66)	<.001
Age in years; mean (SD)	14.5	(0.9)	14.3	(0.9)	14.7	(0.9)	15.4	(0.9)	<.001 ^a
Obesity	100	(6)	48	(5)	47	(8)	5	(9)	.008
Sport apart from school	919	(71)	598	(71)	287	(68)	34	(77)	.606
Physical activity									
Very active	277	(21)	153	(18)	107	(25)	17	(40)	.001
Moderately active	807	(62)	539	(65)	246	(59)	22	(51)	
Not very active	211	(16)	140	(17)	67	(16)	4	(9)	
Child country of birth, CH	1140	(87)	730	(87)	367	(86)	43	(98)	.504
Father country of origin, CH	709	(55)	469	(57)	216	(51)	24	(55)	.123
Mother country of origin, CH	669	(52)	439	(53)	209	(50)	21	(48)	.251
Urbanization degree									
Large urban area	564	(36)	315	(33)	223	(40)	26	(48)	.005
Small urban area	912	(58)	590	(61)	296	(53)	27	(48)	
Rural area	107	(7)	61	(6)	44	(8)	2	(4)	
Socioeconomic position index; mean (SD)	64.7	(10.0)	64.9	(10.2)	64.1	(9.8)	65.8	(9.5)	.177 ^a
Highest paternal education									
Elementary school	102	(12)	55	(11)	41	(13)	6	(17)	.020
Professional school	309	(37)	176	(36)	116	(38)	17	(49)	
Business/technical school	138	(17)	84	(17)	50	(16)	4	(11)	
Teacher education /University	288	(34)	182	(36)	98	(32)	8	(23)	
Highest maternal education									
Elementary school	132	(15)	74	(15)	52	(17)	6	(15)	.033
Professional school	393	(46)	223	(44)	143	(46)	27	(68)	
Business/technical school	115	(13)	69	(14)	44	(14)	2	(5)	
Teacher education/University	216	(25)	137	(27)	74	(24)	5	(13)	
Paternal current smoking									
No	1085	(70)	699	(74)	357	(64)	29	(57)	<.001
Yes, sometimes	197	(13)	112	(12)	78	(14)	7	(14)	
Yes, often	270	(17)	134	(14)	121	(22)	15	(30)	
Maternal current smoking									
No	1235	(80)	794	(84)	411	(75)	30	(58)	<.001
Yes, sometimes	140	(9)	82	(9)	52	(9)	6	(12)	
Yes, often	173	(11)	69	(7)	88	(16)	16	(31)	
Maternal smoking during pregnancy	117	(9)	65	(8)	47	(11)	6	(14)	.027
Parental history of asthma									
None	1122	(87)	725	(87)	359	(86)	38	(86)	.621
Maternal	105	(8)	66	(8)	37	(9)	2	(5)	
Paternal	62	(5)	40	(5)	18	(4)	4	(9)	
Both parents	7	(1)	3	(0)	4	(1)	0	(0)	

Note: Any product: cigarettes, shishas or electronic smoking devices. Occasional smoking: once-twice or <once per week. Frequent smoking: ≥once per week. Obesity: BMI z-score ≥ 2. The urbanization degree of the location of the schools was categorized according to the Swiss federal office of statistics classification.

Abbreviations: ^aANOVA, analysis of variance and covariance; CH, Switzerland; P trend, test for trend across ordered groups; SD, standard deviation.

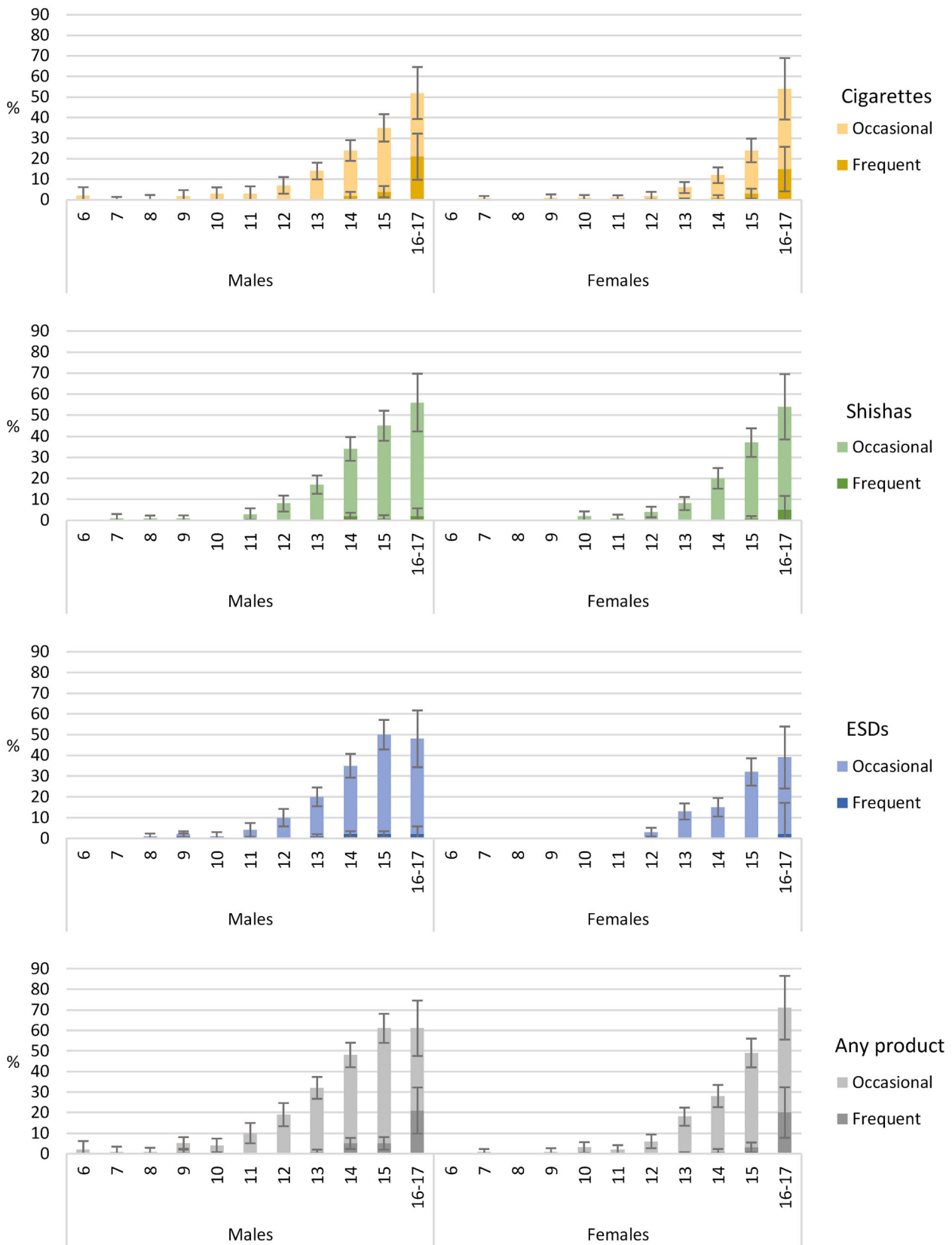


FIGURE 1 Prevalence of active smoking among adolescents aged 6 to 17 years, stratified by age and sex (N = 3488). Any product: cigarettes, shishas, or ESDs. Occasional smoking: once-twice or <once per week. Frequent smoking: ≥once per week. Whiskers represent 95% confidence intervals. ESDs, electronic smoking devices [Color figure can be viewed at wileyonlinelibrary.com]

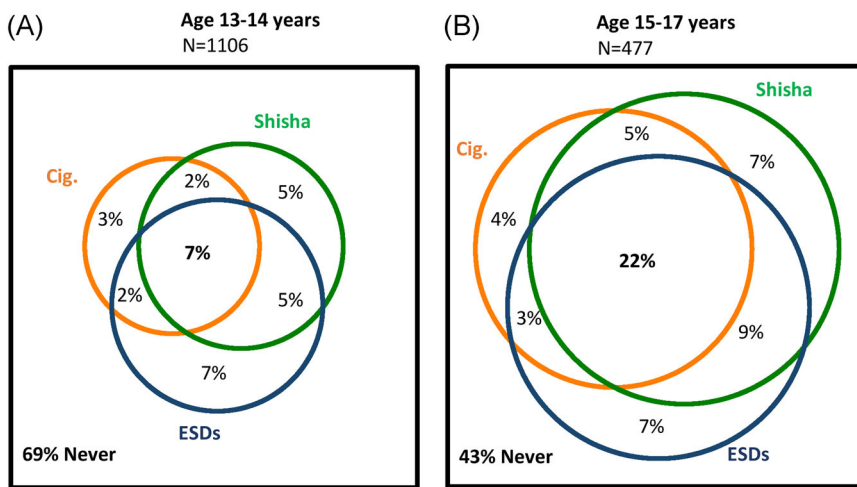


FIGURE 2 Venn diagrams showing the overlap between occasional or frequent active smoking of cigarettes, shishas and electronic smoking devices in adolescents aged A, 13 to 14 and B, 15 to 17 years. ESDs, electronic smoking devices [Color figure can be viewed at wileyonlinelibrary.com]

Among 15 to 17-year-olds, 121 (25%) had smoked ESDs and cigarettes, 147 (31%) shishas and ESDs, and 104 (22%) had smoked all three.

3.2 | Sociodemographic risk factors for adolescent active smoking of any product

Participants who reported any smoking more often were male (adjusted odds ratio [aOR] 2.1; 95% confidence interval [CI] 1.7-2.6), older (aOR, 2.0 per year increase of age, 95% CI, 1.8-2.3), and had a mother (aOR, 1.7; 95% CI, 1.3-2.3) or father (aOR, 1.5; 95% CI, 1.2-1.9) who smoked (Figure 3, Table S4). Any smoking was more common in rural (aOR, 1.8; 95% CI, 1.2-2.9) and large urban areas (aOR, 1.2; 95% CI, 0.9-1.6) than in small urban areas. We found no association with socioeconomic position index (aOR, 1.0 per decile increase; 95% CI, 0.9-1.1), or with paternal and maternal education (Table S5). We tested for interaction between age and sex and found no effect modification.

3.3 | Respiratory symptoms in adolescents by frequency of active smoking of any product

Smokers had more respiratory symptoms in the past 12 months than nonsmokers, even if the smoking was only occasional (Table 2). This was also true when adjusting for potential confounders, with similar point estimates when adjusting for age, sex, and asthma or hay fever, and also when adjusting for paternal and maternal smoking (Table S6). Among girls, we found a stronger association between smoking and dyspnea (P value for interaction .012) and between smoking a having often a dry mouth when waking up (P value for interaction .014), than among boys. We found no other effect modifications between smoking and sex or age. Upper airway respiratory symptoms were more common among adolescents who smoked. Rhinitis apart from colds was more often reported by frequent smokers (44%) and occasional smokers (32%) than by never smokers

(29%). Similarly, 17% of adolescents who smoked frequently had a dry mouth when waking up, as did 13% of those who smoked occasionally and 9% of nonsmokers. Rhinitis apart from colds was more common in occasional smokers (aOR, 1.1; 95% CI, 0.9-1.4) and frequent smokers (aOR, 1.9; 95% CI, 1.1-3.5) than in never smokers adjusting for age, sex, and hay fever. Having a dry mouth when waking up was, particularly among girls, more often reported by occasional (aOR among girls 2.6; 95% CI, 1.6-4.2; among boys 1.0, 95% CI, 0.6-1.6) and frequent smokers (aOR among girls 4.1, 95% CI, 1.2-13.7; among boys 1.8, 95% CI, 0.7-5.2), than never smokers adjusting for confounders (P value for interaction .014).

Lower airway respiratory symptoms were also more frequent among smokers. Wheeze was more common in frequent (12%) or occasional smokers (13%) than in never smokers (8%). Adolescents

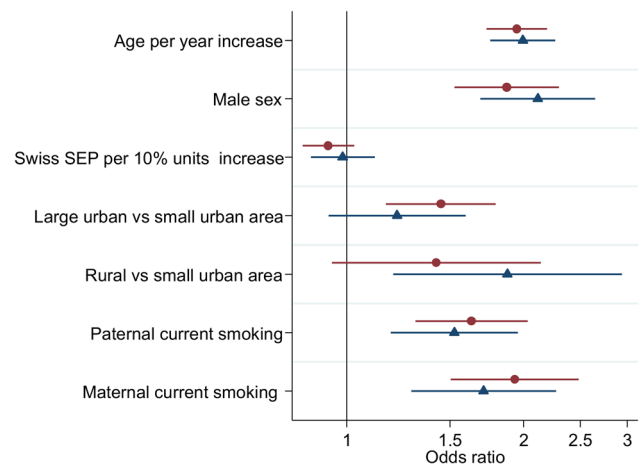


FIGURE 3 Unadjusted (circle) and adjusted (triangle) odds ratios for the association between sociodemographic factors and adolescent reported occasional or frequent smoking ($N = 1527$). The adjusted model includes all the variables in the figure. Goodness of fit P value was .499. A table with the adjusted and unadjusted odds ratios and confidence intervals can be found in the supplementary material (Table S4) [Color figure can be viewed at wileyonlinelibrary.com]

TABLE 2 Self-reported respiratory symptoms and diseases in adolescents aged 13-17 y by frequency of self-reported smoking of any type

	Frequency of smoking any product								<i>P trend</i>	
	Total		Never		Occasional		Frequent			
	N = 1583		N = 966		N = 563		N = 54			
	n	(%)	n	(%)	n	(%)	n	(%)		
Respiratory symptoms in the past year										
Cough apart from colds	430	(27)	250	(26)	162	(29)	18	(34)	.112	
Cough more than others	64	(4)	36	(4)	24	(4)	4	(8)	.261	
Rhinitis apart from colds	472	(30)	273	(29)	175	(32)	24	(44)	.024	
Dry mouth often when waking-up	162	(10)	85	(9)	68	(13)	9	(17)	.011	
Dyspnea	317	(20)	181	(19)	120	(22)	16	(30)	.046	
Wheeze	156	(10)	77	(8)	73	(13)	6	(12)	.003	
Exercise triggered wheeze	225	(14)	119	(12)	94	(17)	12	(22)	.004	
Respiratory diseases										
Hay fever	386	(24)	228	(24)	143	(25)	15	(28)	.348	
Asthma diagnosis ever	163	(11)	97	(10)	59	(11)	7	(13)	.609	

Note: Any product: cigarettes, shishas or electronic smoking devices. Occasional smoking: once-twice or <once per week. Frequent smoking: ≥once per week. *P trend* is the *p* value for a test for trend for each respiratory symptom or disease across the ordered categories of frequency of smoking.

reported exercise-triggered wheeze more frequently than wheeze, and exercise-triggered wheeze was also more common in frequent (22%) or occasional smokers (17%), than in never smokers (12%). Similarly, dyspnea was more often reported by frequent (30%) and occasional (22%) smokers than never smokers (19%). When adjusting for age, sex, and asthma diagnosis, when compared to never smokers occasional smokers had more wheeze (aOR, 2.1; 95% CI, 1.5-3.1) and exercise induced wheeze (aOR, 1.9; 95% CI, 1.3-2.6). The adjusted odds of wheeze were higher in frequent smokers compared to never smokers (aOR, 2.0; 95% CI, 0.8-5.4) and of exercise induced wheeze (aOR, 3.2; 95% CI, 1.5-6.7). Dyspnea was, especially among girls, more common in occasional (aOR among girls, 1.7; 95% CI, 1.1-2.4; among boys 1.0, 95% CI, 0.6-1.6) and frequent smokers (aOR among girls 5.1, 95% CI, 1.8-14.8; among boys 1.1, 95% CI, 0.4-3.1) than in never smokers, adjusting for age, sex, and asthma diagnosis (*P* value for interaction 0.012). Compared to never smokers, adolescents tended to have more cough apart from colds if they smoked occasionally (aOR, 1.3; 95% CI, 1.0-1.7) or frequently (aOR 1.7, 95% CI, 0.9-3.2), and to cough more if they smoked occasionally (aOR, 1.4; 95% CI, 0.8-2.4) or frequently (aOR, 3.0; 95% CI, 0.9-9.5), adjusting for confounders.

4 | DISCUSSION

A significant proportion of adolescents smoked and often combined smoking cigarettes, shishas, and ESDs. Occasional smoking of shishas and ESDs was more popular than smoking cigarettes. Most of those who smoked frequently were 16 to 17 years old and smoked cigarettes, which could reflect higher nicotine dependency. More adolescents who smoked had a mother or father who smoked. Adolescents who smoked frequently or

occasionally had more respiratory symptoms in the past 12 months including rhinitis apart from colds, a dry mouth when waking up in the morning, dyspnea, and wheeze and exercise induced wheeze than never smokers.

4.1 | Strengths and limitations

The school-based settings in which we collected information using structured questionnaires with validated questions on respiratory problems are ideal for studying smoking behavior in school-aged children. School directors decided whether to participate in the study and with which classes, but this was done independently of the smoking status and health status of the students. Still, our sample was not randomly selected and may not be representative of the whole population of school-aged children living in the canton of Zurich. We did not objectively assess nicotine consumption by cotinine measurements, and response bias could have led to an underestimation of smoking among adolescents. However, we believe that response bias may have been reduced by children's answers not being available to their parents. We did not collect information on brand names or composition of ESDs smoked, and future studies should collect this information to allow more specific consumption monitoring and health risk assessments.⁹

4.2 | Comparison with previous studies

Smoking was common among adolescents in our study. Prevalence of frequent smoking of cigarettes in Switzerland was lower than in Germany, Italy, and France, but higher than in Denmark, England, and

Sweden according to reports of the Health Behavior in School aged Children (HBSC) surveys.²⁹ Similarly, prevalence of cigarette smoking in Swiss adults seems below the European average.^{30,31} However, Jakob et al³⁰ showed that the cigarette consumption estimated by aggregate sales data is larger than survey-based estimates for Switzerland. In that study, the discrepancy between actual and reported cigarette consumption was higher in Switzerland (46%) than France (7%). Underreporting could be a reason why smoking prevalence seems to be relatively low in Switzerland despite its loose tobacco regulation. The US national tobacco surveys showed that the prevalence of ESD use in the past 30 days increased while cigarette smoking decreased between 2011 to 2018 among high school students aged 13 to 17 years.⁶ The marked increase in use of ESDs among high school students in the US coincided with a steep increase in the sales of certain ESD brands that are now also available in the Swiss market.⁶⁻⁸ Studies of ESD and shisha use in European adolescents report different prevalence measures, include different age groups, and were done in different years making comparison between countries challenging.

Paternal and maternal smoking were independently associated with active smoking among adolescents in our study. This is in line with previous studies.^{26,32} A study from the US suggested that the association between maternal smoking and future adolescent smoking is mediated through an early onset of nicotine dependence symptoms in adolescents with low cigarette consumption.³² A study from Germany found that parental cigarette smoking was a risk factor for ESD smoking in adolescents.³³ Peer behavior also plays an important role in adolescent smoking behavior.^{26,33} The more smoking friends adolescents have, the more likely they are to have smoked themselves.²⁶ A recent report showed that Swiss 14 to 15-year-olds were more like to smoke if they had less advantageous everyday situations, for example, less support and connection with their family, more stress about school work, lower perception of health status, less sleep and a general feeling of being unhappy with their lives.¹⁷ We found that adolescents living in rural areas smoked more often than those in urban areas independently of their family's socioeconomic position and parental smoking status. A recent study from the US reported a smaller reduction in the prevalence of adolescent cigarette smoking in rural than in urban areas, implying that preventive strategies may be less strict in those areas.³⁴ Social drivers of ESD and shisha smoking and their relationship with cigarette smoking deserve further investigation.⁹

Smoking any product was associated with respiratory symptoms in our study, even if the smoking was occasional. A study in adolescents from Chile also showed that frequent active smoking of cigarettes is associated with respiratory symptoms.¹¹ A large population-based cohort study from the US found significant decline in lung function even among light adult cigarette smokers.³⁵ Population-based surveys in Asia and North America also found increased risks of upper and lower respiratory symptoms among adolescents who smoke ESDs.^{10,12,13,36} McConnell et al found higher risk of chronic cough and bronchitis among adolescents who had smoked ESDs even after adjusting for potential confounders.¹³

4.3 | Implications for public health and for research

Use of ESDs by adolescents is not safe and can have adverse consequences for personal and public health.³⁷ With or without nicotine, ESDs expose the respiratory airways to toxic and irritating agents such as propylene glycol, glycerol, and flavorings. ESDs smoking affects nasal and bronchial epithelia by impairing ciliary function and altering gene expression.¹⁰ Furthermore, a recent meta-analysis showed that adolescents and young adults who had smoked ESDs ever in their life were subsequently more likely to start smoking cigarettes than those who had never smoked ESDs (pooled aOR 3.5; 95% CI, 2.4-5.2).¹⁴

We need to protect adolescents from every type of smoking, and this may require adapting preventive policies. Switzerland signed the WHO framework convention on tobacco control in 2004, but has still not ratified it. Swiss preventive strategies that involve regulation of tobacco affordability, advertising, and smoking in public spaces are less strict than those of other European countries.³⁰ Exposure to tobacco advertising, in particular, has been shown to increase the likelihood of smoking initiation among adolescents.^{8,38,39} Currently, marketing of ESD brands often targets adolescents by advertising through social media and offering a variety of candy flavors.³⁴ Policies such as increasing taxes or the minimum age of legal access to tobacco products have a favorable impact on adolescent smoking behavior.^{18,19} Regulation of ESDs was absent in Switzerland and sales were free of age limitation during our study,⁹ though this is likely to change in coming years due to new federal legislation currently under study. The need as well to regulate quality control of the ingredients and flavoring of ESDs has been highlighted by research.¹⁶ The composition of ESDs varies greatly, and lung injury associated with ESDs containing tetrahydrocannabinol caused several deaths in the US.⁴⁰ Yet in spite of harms already documented, the long-term effects of ESD smoking on lung function and the full range of associated respiratory symptoms are unclear and require further research.¹⁰

5 | CONCLUSION

Occasional smoking of shishas and ESDs is popular among Swiss adolescents, who often combine smoking shishas, ESDs, and cigarettes. We encourage structural preventive strategies that focus not only on traditional cigarettes, but also on shishas and ESDs.

ACKNOWLEDGMENTS

The authors would like to thank schools, children and their families for taking part in the study. We thank fieldworkers of the LuftiBus in the school study for their technical support during the study. We thank Christopher Ritter (Institute of Social and Preventive Medicine, University of Bern) for his editorial contributions. Lunge Zürich, Switzerland, funded the study set-up, development, data collection and current data management and research. Analysis has been supported by a grant of the Swiss National Science Foundation

(320030_173044) to Claudia Kuehni and an Ambizione grant of the Swiss National Science Foundation to Myrofora Goutaki (P200P3_185923).

AUTHOR CONTRIBUTIONS

AM, CEK, and PL conceptualized and designed the study. AM supervised data collection. RM analyzed the data and drafted the manuscript. CA-G, CCMJ, MG, JU, and FS supported the statistical analysis and gave input for interpretation of the data. All authors critically revised and approved the manuscript.

ORCID

Rebeca Mozun  <http://orcid.org/0000-0002-5237-8668>

Cristina Ardura-Garcia  <https://orcid.org/0000-0001-7924-518X>

Carmen C. M. de Jong  <http://orcid.org/0000-0002-3051-4542>

Myrofora Goutaki  <http://orcid.org/0000-0001-8036-2092>

Jakob Usemann  <https://orcid.org/0000-0002-9987-2866>

Florian Singer  <http://orcid.org/0000-0003-3471-5664>

Philipp Latzin  <https://orcid.org/0000-0002-5239-1571>

Claudia E. Kuehni  <https://orcid.org/0000-0001-8957-2002>

Alexander Moeller  <https://orcid.org/0000-0001-7284-4251>

REFERENCES

- GBD 2015 Tobacco Collaborators. Smoking prevalence and attributable disease burden in 195 countries and territories, 1990-2015: a systematic analysis from the Global Burden of Disease Study 2015. *Lancet*. 2017;389(10082):1885-1906.
- Mattli R, Farcher R, Dettling M, Syleouni M-E, Wieser S Die Krankheitslast des Tabakkonsums in der Schweiz: Schätzung für 2015 und Prognose bis 2050. In: Winterthur: Zürcher Hochschule für angewandte Wissenschaften; 2019.
- Swiss Federal Office of Health. Addition Monitoring in Switzerland. www.suchtmonitoring.ch. Accessed March 1, 2020.
- Gmel G, Kuendig H, Notari L, Gmel C. Suchtmonitoring Schweiz - Konsum von Alkohol, Tabak und illegalen Drogen in der Schweiz im Jahr 2016. Sucht Schweiz, Lausanne, Schweiz. 2017.
- Delgrande Jordan M, Schneider E, Eichenberger Y, Kretschmann A La consommation de substances psychoactives des 11 à 15 ans en Suisse - Situation en 2018 et évolutions depuis 1986 - Résultats de l'étude Health Behaviour in School-aged Children (HBSC) (rapport de recherche No 100). 2019.
- Gentzke AS, Creamer M, Cullen KA, et al. Vital signs: tobacco product use among middle and high school students-United States, 2011-2018. *MMWR Morb Mortal Wkly Rep*. 2019;68(6):157-164.
- King BA, Gammon DG, Marynak KL, Rogers T. Electronic cigarette sales in the United States, 2013-2017. *JAMA*. 2018;320(13):1379-1380.
- Huang J, Duan Z, Kwok J, et al. Vaping versus JUULing: how the extraordinary growth and marketing of JUUL transformed the US retail e-cigarette market. *Tob Control*. 2019;28(2):146-151.
- Bals R, Boyd J, Esposito S, et al. Electronic cigarettes: a task force report from the European Respiratory Society. *Eur Respir J*. 2019;53:2.
- Gotts JE, Jordt SE, McConnell R, Tarran R. What are the respiratory effects of e-cigarettes? *BMJ*. 2019;366:367.
- Mallol J, Castro-Rodriguez JA, Cortez E. Effects of active tobacco smoking on the prevalence of asthma-like symptoms in adolescents. *Int J Chronic Obstruct Pulm Dis*. 2007;2(1):65-69.
- Cho JH, Paik SY. Association between electronic cigarette use and asthma among high school students in South Korea. *PLoS One*. 2016;11(3):e0151022.
- McConnell R, Barrington-Trimis JL, Wang K, et al. Electronic cigarette use and respiratory symptoms in adolescents. *Am J Respir Crit Care Med*. 2017;195(8):1043-1049.
- Soneji S, Barrington-Trimis JL, Wills TA, et al. Association between initial use of e-cigarettes and subsequent cigarette smoking among adolescents and young adults: a systematic review and meta-analysis. *JAMA Pediatr*. 2017;171(8):788-797.
- Kuehni CE, Barben J. Protecting children from second-hand smoke. *Eur Respir J*. 2015;46(3):601-603.
- Ferkol TW, Farber HJ, La Grutta S, et al. Electronic cigarette use in youths: a position statement of the Forum of International Respiratory Societies. *Eur Respir J*. 2018;51:5.
- Delgrande Jordan M, Eichenberger Y, Kretschmann A, Schneider E Eine explorative Untersuchung des Zusammenhangs zwischen dem Konsum psychoaktiver Substanzen und Merkmalen 11- bis 15-jähriger Jugendlicher in der Schweiz-Ergebnisse der Studie «Health Behaviour in School-aged Children» (HBSC) 2018 (Forschungsbericht Nr. 105). Lausanne: Sucht Schweiz. 2019.
- Fleischer NL, Donahoe JT, McLeod MC, et al. Taxation reduces smoking but may not reduce smoking disparities in youth. *Tob Control*. 2020;0 1-9.
- Bonnie RJ, Stratton K, Kwan LY, eds. undefined Public Health Implications of Raising the Minimum Age of Legal Access to Tobacco Products. Washington DC: National Academies Press; 2015.
- Kuehni CE, Brooke AM, Strippoli MP, Spycher BD, Davis A, Silverman M. Cohort profile: the Leicester respiratory cohorts. *Int J Epidemiol*. 2007;36(5):977-985.
- Asher MI, Keil U, Anderson HR, et al. International Study of Asthma and Allergies in Childhood (ISAAC): rationale and methods. *Eur Respir J*. 1995;8(3):483-491.
- Braegger C, Jenni O, Konrad D, Molinari L. Neue Wachstumskurven für die Schweiz. *Paediatrica*. 2011;22:n1.
- Bopp M, Spoerri A, Zwahlen M, et al. Cohort profile: the Swiss National Cohort—a longitudinal study of 6.8 million people. *Int J Epidemiol*. 2009;38(2):379-384.
- Panczak R, Galobardes B, Voorpostel M, Spoerri A, Zwahlen M, Egger M. A Swiss neighbourhood index of socioeconomic position: development and association with mortality. *J Epidemiol Community Health*. 2012;66(12):1129-1136.
- Swiss Federal Office of Statistics. Räumliche Gliederungen. <https://www.bfs.admin.ch/bfs/de/home/statistiken/querschnittsthemen/raeumliche-analysen/raeumliche-gliederungen.html>
- Laverty AA, Filippidis FT, Taylor-Robinson D, Millett C, Bush A, Hopkinson NS. Smoking uptake in UK children: analysis of the UK Millennium Cohort Study. *Thorax*. 2019;74(6):607-610.
- Pförtner TK, De Clercq B, Lenzi M, et al. Does the association between different dimension of social capital and adolescent smoking vary by socioeconomic status? a pooled cross-national analysis. *Int J Public Health*. 2015;60(8):901-910.
- von Elm E, Altman DG, Egger M, Pocock SJ, Gøtzsche PC, Vandenbroucke JP. The Strengthening of Reporting of Observational Studies in Epidemiology (STROBE) statement: guidelines for reporting observational studies. *J Clin Epidemiol*. 2008;61(4):344-349.
- WHO. HBSC international report: growing up unequal. 2016.
- Jakob J, Cornuz J, Diethelm P. Prevalence of tobacco smoking in Switzerland: do reported numbers underestimate reality? *Swiss Med Wkly*. 2017;147:w14437.
- Joossens L, Raw M The tobacco control scale 2013 in Europe. A report of the Association of European Cancer Leagues. 2014.
- Selya AS, Dierker LC, Rose JS, Hedeker D, Mermelstein RJ. Risk factors for adolescent smoking: parental smoking and the mediating role of nicotine dependence. *Drug Alcohol Depend*. 2012;124(3):311-318.
- Hanewinkel R, Isensee B. Risk factors for e-cigarette, conventional cigarette, and dual use in German adolescents: a cohort study. *Prev Med*. 2015;74:59-62.

34. Ziller EC, Lenardson JD, Paluso NC, Talbot JA, Daley A. Rural-urban differences in the decline of adolescent cigarette smoking. *Am J Public Health*. 2019;109(5):771-773.
35. Oelsner EC, Balte PP, Bhatt SP, et al. Lung function decline in former smokers and low-intensity current smokers: a secondary data analysis of the NHLBI Pooled Cohorts Study. *Lancet Respir Med*. 2020;8(1):34-44.
36. Wang MP, Ho SY, Leung LT, Lam TH. Electronic cigarette use and respiratory symptoms in Chinese adolescents in Hong Kong. *JAMA Pediatr*. 2016;170(1):89-91.
37. Pisinger C, Dagli E, Filippidis FT, et al. ERS and tobacco harm reduction. *Eur Respir J*. 2019;54:6.
38. Lovato C, Watts A, Stead LF. Impact of tobacco advertising and promotion on increasing adolescent smoking behaviours. *Cochrane Database Syst Rev*. 2011;0 (10).
39. Fadus MC, Smith TT, Squeglia LM. The rise of e-cigarettes, pod mod devices, and JUUL among youth: factors influencing use, health implications, and downstream effects. *Drug Alcohol Depend*. 2019;201:85-93.
40. Perrine CG, Pickens CM, Boehmer TK, et al. Characteristics of a multistate outbreak of lung injury associated with e-cigarette use, or

vaping-United States, 2019. *MMWR Morbidity and mortality weekly report*. 2019;68(39):860-864.

SUPPORTING INFORMATION

Additional supporting information may be found online in the Supporting Information section.

How to cite this article: Mozun R, Ardura-Garcia C, de Jong CCM, et al. Cigarette, shisha, and electronic smoking and respiratory symptoms in Swiss children: The LUIS study. *Pediatric Pulmonology*. 2020;1-10.
<https://doi.org/10.1002/ppul.24985>